

Download File PDF Mcgraw Hill Statics Solution Manual

#Jenny



Finally I get this ebook, thanks for all these I can get now!

#Rio



Cool! I'am really happy

#Markus Jensen



I did not think that this would work, my best friend showed me this website, and it does! I get my most wanted eBook

#Hun Tsu



wtf this great ebook for free?!

#Che Salsa

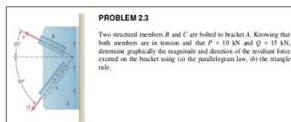


My friends are so mad that they do not know how I have all the high quality ebook which they do not!

#Diego Butler




so many fake sites. this is the first one which worked! Many thanks



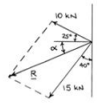
PROBLEM 23

Two structural members B and C are bolted to bracket A. Knowing that both members are in tension and that $P = 10$ kN and $Q = 15$ kN, determine graphically the magnitude and direction of the resultant force exerted on the bracket using (a) the parallelogram law, (b) the triangle rule.



SOLUTION

(a) Parallelogram law:



(b) Triangle rule:



We measure: $R = 20.1$ kN, $\theta = 21.3^\circ$ $R = 20.1$ kN, $\theta = 21.3^\circ$ W

Copyright © McGraw-Hill Education. Permission is required for reproduction or display.

[Download PDF version of :](#)
Mcgraw Hill Statics Solution Manual